



Wilsonart[®] Cabinet Doors

Wilsonart[®] Cabinet Doors deliver your customers' vision for functional style with the lasting versatility of Wilsonart[®] TFL. Simply pick your cabinet door style, choose a wood species, select your wood stain or paint alternative, and add your accessories to complete your project.

SABINE WALNUT 8254K-05

Open the door to lasting beauty.



SURFACES YOU LOVE

All 5-Piece and Flat Panel Cabinet Doors and Drawer Fronts feature Wilsonart® TFL designs and are specially ordered to your customers' dimensions. Designers can specify any of our products with the confidence that all surface designs and textures will match.



SERVICE YOU CAN COUNT ON

Our nationwide availability readily supports your vision. Cabinet Doors ship in 2–3 weeks.



PEOPLE WHO CARE

Wilsonart has the industry's largest team of responsive sales and specification representatives. Let's have a conversation and make your vision a reality.



VALUE CONSCIOUS

Wilsonart® Cabinet Doors are more affordable than real wood, wood veneers, and painted wood. Available in a variety of both modern and traditional styles.



INDUSTRY-LEADING VISUAL COORDINATION

Wilsonart® Cabinet Doors coordinate with Wilsonart® Woodgrains, Wilsonart® HPL, Edgeband, and Cabinet Interiors. A suite of solutions is always available through the Wilsonart distribution network.



EASY TO MAINTAIN

Stain and moisture resistance make Wilsonart® Cabinet Doors easy to clean and disinfect.



SUSTAINABLE

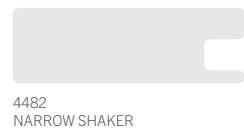
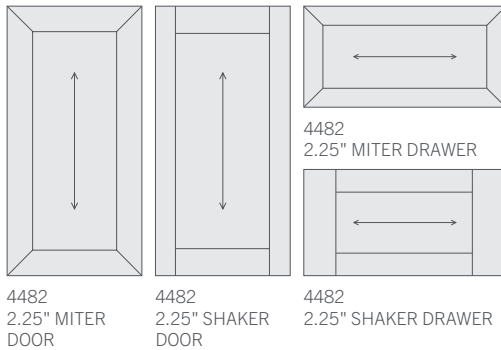
Certified UL GREENGUARD Gold for indoor air quality and peace of mind. Manufactured in the USA. FSC® solutions available upon request.

Start your project with Wilsonart® Cabinet Doors.

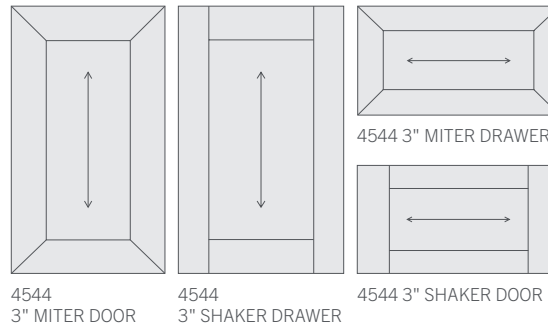
STEP 1: CHOOSE YOUR DOOR AND DRAWER STYLE

Start building a design vision with door styles that feature distinct joinery in Miter, Shaker, or French Cut construction options. Want to build your own cabinet doors? Choose from three rail and stile options in the same collection in Wilsonart® Cabinet Door designs. Best-matched Wilsonart® Edgeband makes it easy to install our Cabinet Doors on new frameless cabinetry.

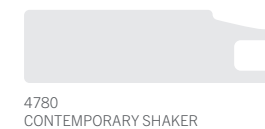
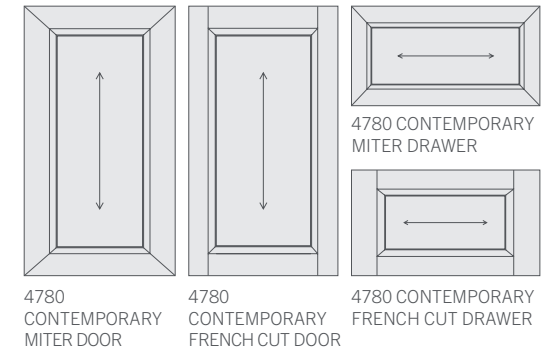
NARROW SHAKER



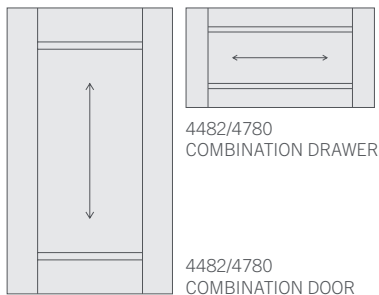
WIDE SHAKER



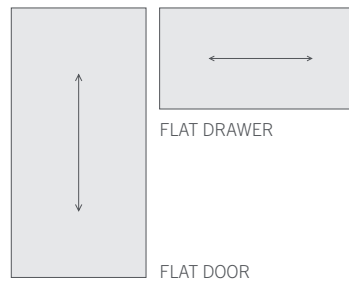
CONTEMPORARY SHAKER



COMBINATION



FLAT FRONT































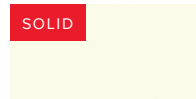















ARROWS INDICATE GRAIN DIRECTION

STEP 2: CHOOSE YOUR LUXURY WOOD SPECIES

Browse our design library for a diverse selection of popular warm woodgrains, cool woodgrains, and solid colors. Available woodgrains vividly mimic the look and feel of luxurious real wood, but outperform natural materials and wood veneer thanks to sustainable, high-performance engineering. For a different style, our solid colors can replace traditional paint with panels that remain vibrant over the long term. Choose from a variety of textures inspired by nature and high-design options, like matte or textured gloss, to beautifully protect your surface from wear, stains, and scuffing.

IN TOTAL, THERE ARE 12 SPECIES, 8 COLOR GROUPS, AND 5 FINISHES TO DISCOVER.

 <div>ASH</div> <div>8228K-79 AVONDALE ASH</div>	 <div>ASH</div> <div>8229K-79 FRISTON ASH</div>	 <div>CHERRY</div> <div>8234K-05 BELAIR</div>	 <div>CHERRY</div> <div>8235K-05 DAINTREE</div>	 <div>CHERRY</div> <div>8265K-17 GRANVILLE CHERRY</div>	 <div>CHERRY</div> <div>8266K-17 ANDERSON CHERRY</div>	 <div>CYPRESS</div> <div>7976K-79 WHITE CYPRESS</div>	 <div>ELM</div> <div>8231K-79 VALLEY FORGE ELM</div>
 <div>ELM</div> <div>8261K-17 BROOKFIELD ELM</div>	 <div>ELM</div> <div>8262K-17 HARRISON ELM</div>	 <div>EUCALYPTUS</div> <div>8263K-05 KINGLAKE</div>	 <div>EUCALYPTUS</div> <div>8264K-05 SHERBROOKE</div>	 <div>OAK</div> <div>8238K-05 FAIRCHILD</div>	 <div>OAK</div> <div>8243K-79 CRYSTAL RIVER OAK</div>	 <div>OAK</div> <div>8244K-28 CORONADO OAK</div>	 <div>OAK</div> <div>8245K-05 DE SOTO OAK</div>
 <div>OAK</div> <div>8246K-28 ABISKO OAK</div>	 <div>OAK</div> <div>8247K-28 CLEARWATER OAK</div>	 <div>OAK</div> <div>8248K-79 BLACK HILLS OAK</div>	 <div>OAK</div> <div>8249K-05 TAHOE OAK</div>	 <div>OAK</div> <div>8251K-79 FREMONT OAK</div>	 <div>OAK</div> <div>8258K-05 HARDING OAK</div>	 <div>OAK</div> <div>8259K-05 CLAREMONT OAK</div>	 <div>PINE</div> <div>7970K-28 HIGH LINE</div>
 <div>RECON</div> <div>8212K-28 PHANTOM ECRU</div>	 <div>RECON</div> <div>8214K-28 PHANTOM CHARCOAL</div>	 <div>SENO ETIMOE</div> <div>8267K-05 MANGROVE</div>	 <div>SENO ETIMOE</div> <div>8268K-17 NEWLANDS</div>	 <div>SOLID</div> <div>D327-60 PEPPERDUST</div>	 <div>SOLID</div> <div>D379-60 INDIGO</div>	 <div>SOLID</div> <div>D427-60 LINEN</div>	 <div>TEAK</div> <div>8209K-28 VERANDA TEAK</div>
 <div>TEAK</div> <div>8210K-28 PORTICO TEAK</div>	 <div>TEAK/AFRICAN OAK</div> <div>8226K-79 DERING FOREST</div>	 <div>TEAK/AFRICAN OAK</div> <div>8227K-79 WHITE RIVER FOREST</div>	 <div>TEAK/AFRICAN OAK</div> <div>8233K-05 AKIRA</div>	 <div>WALNUT</div> <div>7991K-28 NEOWALNUT</div>	 <div>WALNUT</div> <div>8236K-05 MONTEVERDI</div>	 <div>WALNUT</div> <div>8252K-05 HELENA WALNUT</div>	 <div>WALNUT</div> <div>8253K-05 SIERRA WALNUT</div>
 <div>WALNUT</div> <div>8254K-05 SABINE WALNUT</div>	 <div>WALNUT</div> <div>8255K-05 HIDDEN SPRINGS WALNUT</div>	 <div>WALNUT</div> <div>8256K-05 OCALA WALNUT</div>	 <div>WALNUT</div> <div>8257K-05 CARSON WALNUT</div>				

STEP 3: ADD ACCESSORIES

Choose one of our seven Molding options to perfectly complete your vision. Factory-installed glass panel inserts are also available to add personality to your project. Contact your Wilsonart representative for more information.



4022
LIGHT SHIELD



4938
SHOE



4766
CONTEMPORARY CROWN



WP22
CONCAVE CROWN



4632
BATTEN



5174
3/4" QUARTER ROUND



4873
BASEBOARD

CARSON WALNUT 8257K-05

THE LUJO[®] COLLECTION

Enjoy the luxury of endless choices. The full catalog of luxury woodgrain designs from The LUJO[®] Collection is now available for Wilsonart[®] Cabinet Doors and Drawer Fronts. Translated from the Spanish word for "luxurious or comfortable surroundings," The LUJO[®] Collection is inspired by sophisticated wood species that are the highest standard for natural design. Elevate your Cabinet Doors and Drawer Fronts with linear and deep-textured matte finishes that mimic the sensory touch of real wood veneer.





YOUR VISION,
delivered.

At Wilsonart®, we don't let anything get in the way of your vision.

At Wilsonart, whatever vision you see, we see it through. Which means choosing surfaces you love from the most extensive collection of engineered surfaces in stunning designs with high-performance finishes. Be confident in service you can count on with complete, correct, and on-time delivery through our own distribution network. And feel supported throughout your project by our people who care — the industry's largest team of responsive sales and specification representatives who are ready to make your vision a reality.

**LEARN MORE ABOUT OUR PROMISE AT
[WILSONART.COM/WHY-WILSONART](https://www.wilsonart.com/why-wilsonart).**

BLACK HILLS OAK
8248K-79



Learn more and order a design sample at
[WILSONART.COM/CABINET-DOORS](https://www.wilsonart.com/Cabinet-Doors)

Digital representation may vary from product. Please see actual sample for more accurate color and composition.

2501 Wilsonart Drive, P.O. Box 6110, Temple, TX 76503-6110
Wilsonart.com
800-433-3222

©2023 Wilsonart LLC

BR0562-23