



DESIGN WITHIN REACH. PERFORMANCE WITHOUT COMPROMISE.





CALCUTTA
BLANC
TS501



Thinscape® Composite Tops are a rare combination of sleekness and strength.

This elegant composite embraces the beauty of nature with intricate details and lightly textured sheens. Designs also feature a color-coordinated core for crisp visual continuity. Explore the catalog that delivers timeless style for every vision.

**THINSCAPE IS A
SLEEK, DURABLE
SURFACE.**



Thinscape is an engineered composite made by fusing papers and resin under high heat and pressure. The result? A sleek, durable surface that gives your project more long-term performance than practically any material on the market.



CALCUTTA BLANC
TS501





YAMUNA QUARTZITE
TS203



BOSCO OSCURO
TS406



SANDRIFT CHERRY
TS105



SUNWASHED OAK
TS104

NEW COLLECTION

Explore 16 new designs that are ready to transform any space.
Discover the possibilities and ignite your creativity.

**YAMUNA
QUARTZITE**
TS203

Named after the storied Yamuna River in India, this quartzite-inspired design features a soft, creamy white quartzite structure with subtle accents of gold, brown, and beige directional veins. This design has a Luster finish for a semi-gloss sheen and a smooth surface.



ALMOND CORE

**MIDDAY
MAHAL**
TS202

A quartzite structure that embodies the warm background, slight translucency, and thin veins of popular Taj Mahal quartzite stone from Brazil. A Luster finish elevates the neutral coloration and directional vein movement with a semi-gloss sheen and a smooth surface.



ALMOND CORE

**BOSCO
OSCURO**
TS406


Explore the depths of design with Bosco Oscuro, an Italian description that translates to “dark forest.” This black, richly textured marble offers warm-colored vein accents of gold, copper, and cream. This design has a Luster finish for a semi-gloss sheen and a smooth surface.



BLACK CORE

NOTTE NERA
TS412

“Notte Nera” translates to “black night” in Italian, inspiring this Brazilian Arabescato dimensional marble with a background of inky blacks and shadows of grey. The large-scale movement is further elevated by a smooth Luster finish.



BLACK CORE



**SERENE
WEAVE**
TS316


A refined, soft woven pattern featuring a pristine white backdrop and a balanced interplay of warm greys and cool greys. This design invites creativity and versatility, promising coordination in any setting.



GREY CORE

**ARTISAN
WEAVE**
TS103


A timeless design with an intricate taupe and grey woven pattern set against a serene light grey backdrop. This design opens up a realm of possibilities, seamlessly integrating with a spectrum of colors and materials.



KHAKI CORE

**COASTAL
WEAVE**
TS317


A sophisticated soft weave design featuring a white background interwoven with cream and grey tones to create a harmonious and versatile aesthetic. This elegant pattern coordinates effortlessly with various colors and materials.



GREY CORE

**U R B A N E
L A T T I C E**
TS318


A charcoal black abstract design in a soft crossweave pattern provides striking overall color and detailed visual interest in modern spaces.



GREY CORE

**S H A D O W
W E B B I N G**
TS408

A refined, small-scale dark cool grey abstract design with a handwoven, plain weave textile look in a smooth textured finish. The full effect is understated, embodying timeless craftsmanship and adding a dimension to any space.



BLACK CORE



SHADOW WEBBING
TS408



SANDRIFT
CHERRY
TS105

**SUNWASHED
OAK**
TS104

A mix of rift-cut and quarter-sawn grain with balanced partial cathedrals throughout. A warm brown undertone, subtly enhanced with cerusing, is completed by soft white ticking in the background.



KHAKI CORE

**GOLDEN
SHORES
TEAK**
TS409

Teak wood is known for its rich, golden-brown color and ability to develop a silvery-grey patina over time. This design incorporates the best of natural teak wood with smoky grey and brown tones, straight graining, and black ticking.



BLACK CORE

**SANDRIFT
CHERRY**
TS105

A warm, harmonious sandy blonde and creamy backdrop accented by gentle interplays of cherry and soft grey within the grain. The mix of partial cathedrals and straight grain presents a beautiful combination of natural beauty and refined craftsmanship.



KHAKI CORE

**EMBERED
EUCALYPTUS**
TS407

Discover the diverse range of colors and graining patterns from classic Eucalyptus wood. This design offers quarter-sawn grain fumed to create subtle features and movement across the layout of warm brown undertones.



BLACK CORE

**ESPRESSO
ETIMOE**
TS411

A quarter-sawn woodgrain that features subtle contrast in its linear elements. This design boasts a dark, rich chocolate brown background, enhanced with delicate golden undertones. The sophisticated interplay of colors and textures adds depth and warmth.




BLACK CORE



EMBERED EUCALYPTUS
TS407

CLOUDSPUN
TS512

Engineered to invite natural light, this design is a solid warm white color that brightens any interior with a sense of serene sophistication, perfect for creating a welcoming and radiant ambiance.



WHITE CORE

**MISTRAL
GREY**
TS319

A solid, light grey color that offers a contemporary and neutral aesthetic. Its clean, versatile tone seamlessly integrates with various design elements and styles.



GREY CORE



CLOUDSPUN
TS512

STYLE THAT'S ENGINEERED TO LAST.



BEAUTIFUL DESIGNS

A diverse selection of nature-inspired designs enhanced by classic textures and realistic details.



EASY TO MAINTAIN

Highly cleanable, stain resistant, and no sealing required — ever.



INCREDIBLE DURABILITY

Just 1/2-inch thick and crafted to resist impact, abrasions, scratches, and moisture. Backed by a 10-year limited warranty.



ECO- FRIENDLY

Declare label, HPD, and UL GREENGUARD Gold certified. Available in multiple sizes for better yield and less waste.


VOLAKAS MARBLE
TS504



MORE BEAUTIFUL DESIGNS.

Experience warm, timeless stones that connect with nature. Immersive black tones that create dramatic visual contrast. Realistic woodgrains that add character and depth. And versatile textiles and solids that complete the palette.

It's all available from the most revolutionary surface on the market.





MIDDAY MAHAL
TS202



BLACK AMANI
TS404



ARTISAN WEAVE
TS103

EASY TO FABRICATE. EASY TO INSTALL.

Thinscape is easy to fabricate with simple woodworking tools. No surface sanding is required — just sand the edges to your desired profile.

Thinscape is also easier (and quicker) to install than competitive surfaces. No substrate is required, and the surface can be installed with undermount sinks. And at just 3.6 pounds per sq. ft., Thinscape is easy to handle and transport.

Thinscape is available in multiple sizes for better yield and less waste.

30" x 10'

30" x 12'

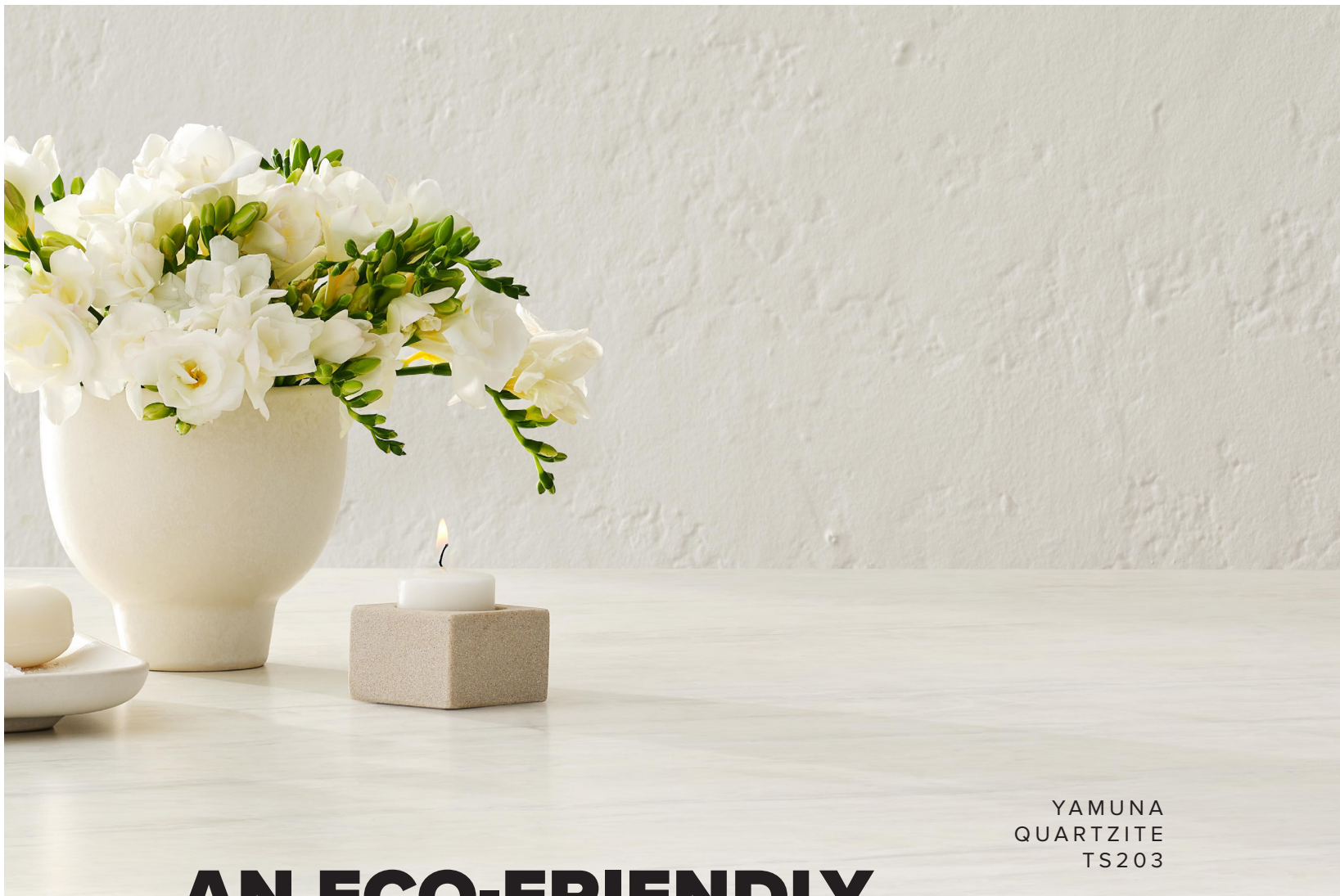
5' x 10'

5' x 12'



SERVICE YOU CAN COUNT ON.

Get the design you need — when you need it. Thinscape stone, woodgrain, textile, and solid designs are crafted to transform any space, all backed by Wilsonart's nationwide commitment to service. **And every surface comes with a 10-year limited warranty.**



AN ECO-FRIENDLY SOLUTION.

Choose a solution that supports environmental health. Thinscape is Declare label, HPD, and UL GREENGUARD Gold certified.



EXPLORE ALL DESIGNS

STONES

From the warmth of quartzite to the depths of marble, Thinscape stone designs are beautifully connected to nature.




SOLUNA
TS511



**YAMUNA
QUARTZITE**
TS203



SEA LINE MIST
TS315



MIDDAY MAHAL
TS202




**ITALIAN
CARRARA**
TS503



**VOLAKAS
MARBLE**
TS504



**CALCUTTA
BLANC**
TS501



**SOLENNÉ
MARBLE**
TS508




**STERLING
CALCUTTA**
TS308



**SPANISH
LIMESTONE**
TS306




TAJ MAHAL
TS311




**SOAPSTONE
MIST**
TS307



**BOSCO
OSCURO**
TS406



BLACK AMANI
TS404



NOTTE NERA
TS412



PIETRA NOIR
TS405

WOODGRAINS

Explore woodgrain designs inspired by classic Oak, refined Cherry, and exotic woodgrains like Teak, Eucalyptus, and Etimoe.



**SANDRIFT
CHERRY**
TS105




**SUNWASHED
OAK**
TS104



**GOLDEN SHORES
TEAK**
TS409



**EMBERED
EUCALYPTUS**
TS407



**ESPRESSO
ETIMOE**
TS411

TEXTILES

Intricate patterns and woven details can be found in textile designs that coordinate with various colors and materials.



COASTAL WEAVE
TS317




SERENE WEAVE
TS316



ARTISAN WEAVE
TS103




**URBANE
LATTICE**
TS318



**SHADOW
WEBBING**
TS408

SOLIDS

Enhance clean, versatile environments with solid tones that invite natural light and integrate seamlessly with any style.



CLOUDSPUN
TS512



MISTRAL GREY
TS319

- TS100 — KHAKI CORE
- TS200 — ALMOND CORE
- TS300 — GREY CORE
- TS400 — BLACK CORE
- TS500 — WHITE CORE



MISTRAL GREY
TS319

A REVOLUTIONARY COMBINATION OF SLEEKNESS AND STRENGTH.

THINSCAPE® COMPOSITE TOPS

Keep exploring and find inspiration for your project at wilsonart.com/thinscape

Declare.



2501 Wilsonart Drive
P.O. Box 6110
Temple, TX 76503-6110

Wilsonart.com | 800.433.3222
©2025 Wilsonart LLC

Digital representation may vary from product. Please see actual
sample for more accurate color and composition.

 **Wilsonart®**
ENGINEERED SURFACES

YOUR VISION,
delivered.